

Signify Classified - Internal  
Cooper Lighting Solutions Photometric Lab  
1121 Highway 74 South  
Peachtree City, GA 30269



Scaled data based on original data using  
LM-79-08 Approved Method: Electrical and Photometric Measurements of Solid-  
State Lighting Products

Test Report Prepared for  
Cooper Lighting Solutions  
(formerly Eaton)

Brand: STREETWORKS

Report Number: P868150

Luminaire Tested: **MEM2-HSN-SA-60-740-U-T4W-HSS**

Issue Date: 08/21/2024



**Test Information**

Test Method: LM-79-08  
Report Number: P868150  
Test Lab: INNOVATION CENTER(G3)  
Issue Date: 08/21/2024  
Manufacturer: COOPER LIGHTING SOLUTIONS (FORMERLY EATON)  
Product Line: STREETWORKS  
Catalog Number: MEM2-HSN-SA-60-740-U-T4W-HSS  
Description: EPIC MODERN SHORT HOUSING DISCRETE LED ARRAYS 60W 70CRI 4000K  
FIXTURE w/ TYPE IV WIDE DISTRIBUTION OPTIC AND HOUSE SIDE SHIELD  
Light Source: (10) 4000K CCT, 70 CRI LEDS  
Ballast/Driver: ELECTRONIC DRIVER

**Summary**

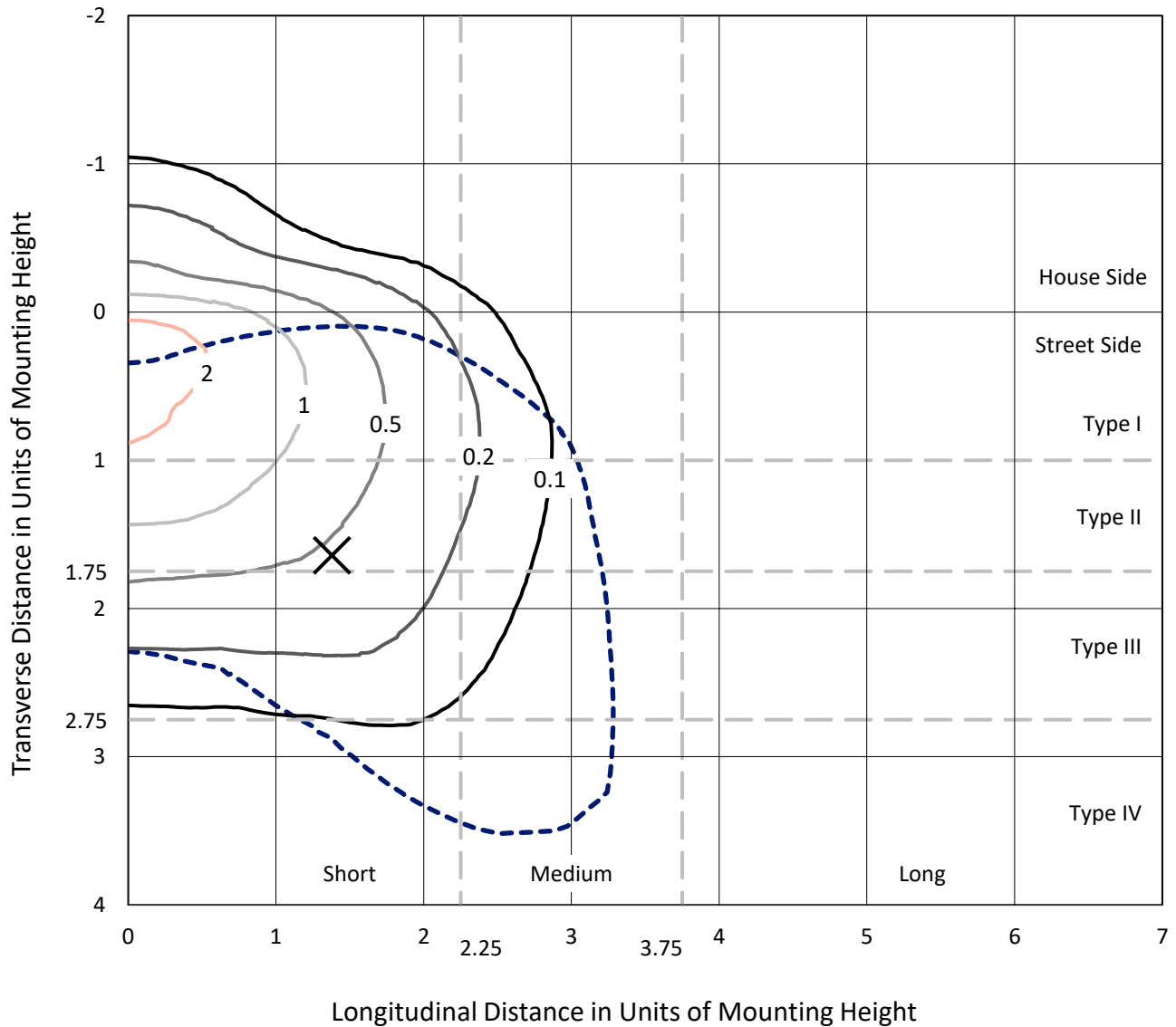
Lumens per Lamp: N/A  
Luminaire Lumens: 4424.6 lumens  
Efficiency: N/A  
Efficacy: 100.6 lumens/watt  
Luminous Opening: Rectangular (W 0.33' x L: 0.33' x H: 0')  
IES Classification: Type IV - Short  
BUG Rating: B1 - U0 - G1

Input Watts (W): 44  
Input Voltage (V): 120  
Input Current (A<sub>in</sub>): NR  
Voltage Rise (V): NR  
Power Factor: 0.99  
Total Harmonic Distortion (THDi): 6.91%  
Frequency (hertz): 60  
Stabilization Time: NR  
Operation Time: NR  
Ambient Temperature (°C): NR  
Test Distance: 24 FT

REPORT NUMBER: P868150  
 CATALOG NUMBER: MEM2-HSN-SA-60-740-U-T4W-HSS

### Iso-Footcandle Lines of Horizontal Illumination

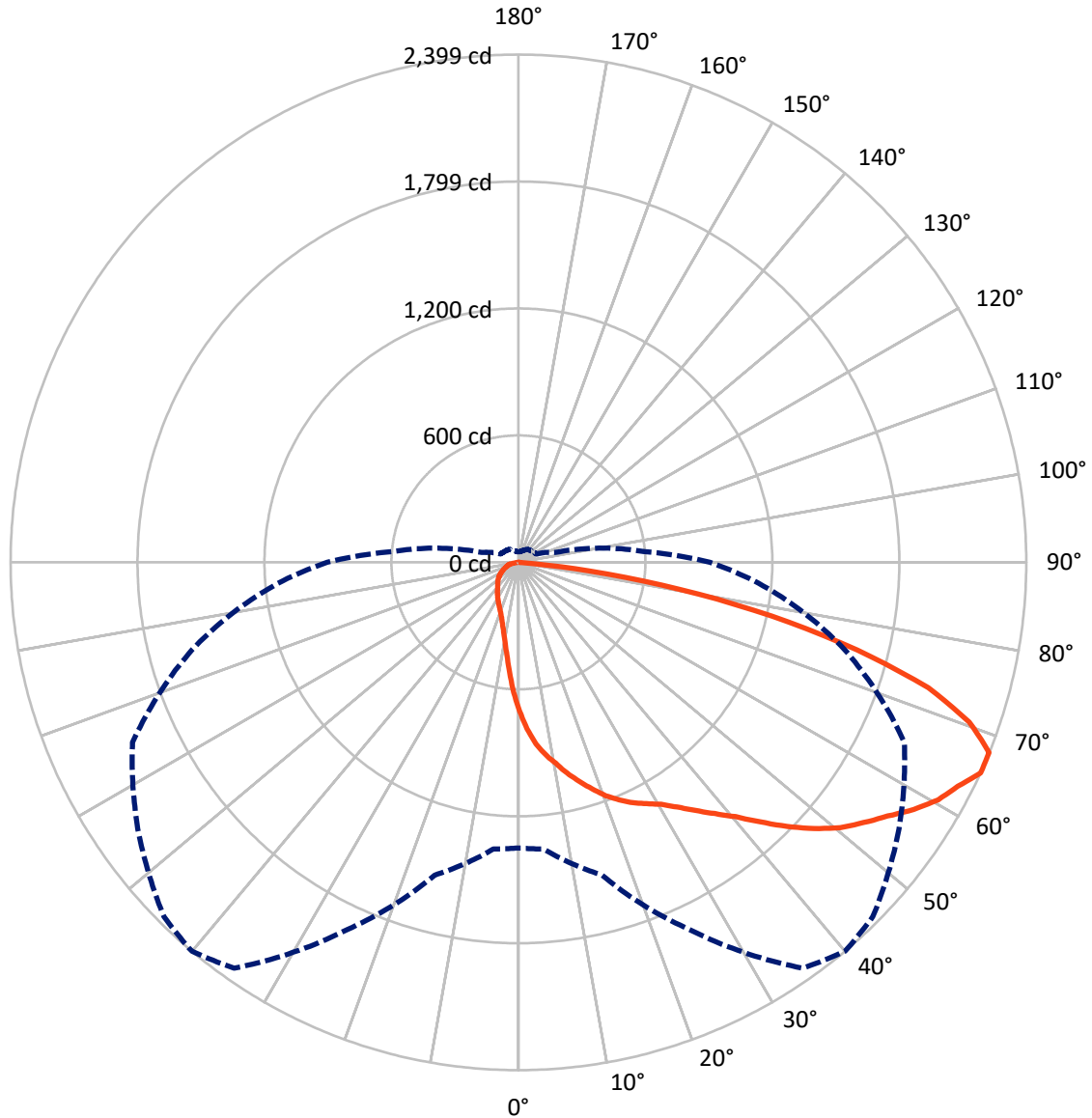
× Max cd  
 - - - 1/2 Max cd



Based on 20 foot mounting height. Maximum calculated value = 2.6 fc  
 Type IV - Short - N/A

REPORT NUMBER: P868150  
CATALOG NUMBER: MEM2-HSN-SA-60-740-U-T4W-HSS

### Luminous Intensity Polar Plot



— Vertical Plane Through 40-Deg Lateral      - - - Horizontal Cone Through 65-Deg Vertical

REPORT NUMBER: P868150

CATALOG NUMBER: MEM2-HSN-SA-60-740-U-T4W-HSS

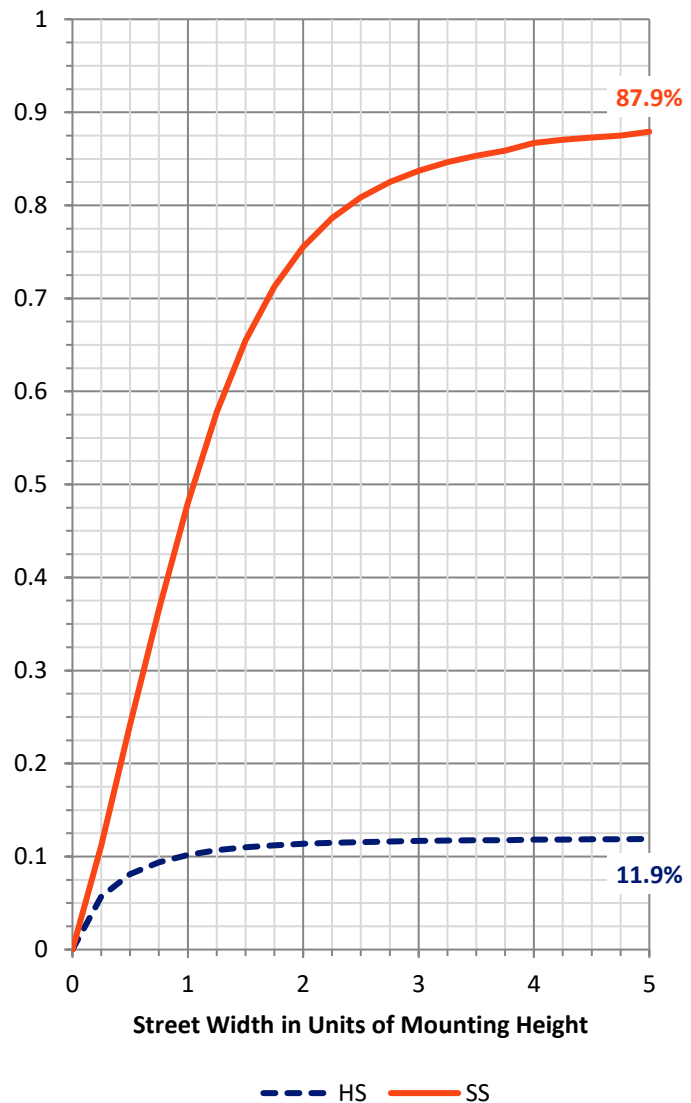
**FLUX DISTRIBUTION:**

		Downward	Upward	Total
<b>House Side</b>	Lumens	529.7	0.0	529.7
	% Fixture	12.0	0.0	12.0
<b>Street Side</b>	Lumens	3894.9	0.0	3894.9
	% Fixture	88.0	0.0	88.0
<b>Total</b>	Lumens	4424.6	0.0	4424.6
	% Fixture	100.0	0.0	100.0

**Coefficient of Utilization**

**ZONAL LUMENS:**

Zone	Lumens	% Fixture
0°-10°	65.8	1.5
10°-20°	198.0	4.5
20°-30°	340.5	7.7
30°-40°	514.8	11.6
40°-50°	752.7	17.0
50°-60°	961.4	21.7
60°-70°	959.5	21.7
70°-80°	562.6	12.7
80°-90°	69.3	1.6
90°-100°	0.0	0.0
100°-110°	0.0	0.0
110°-120°	0.0	0.0
120°-130°	0.0	0.0
130°-140°	0.0	0.0
140°-150°	0.0	0.0
150°-160°	0.0	0.0
160°-170°	0.0	0.0
170°-180°	0.0	0.0
0°-90°	4424.6	100.0
0°-180°	4424.6	100.0

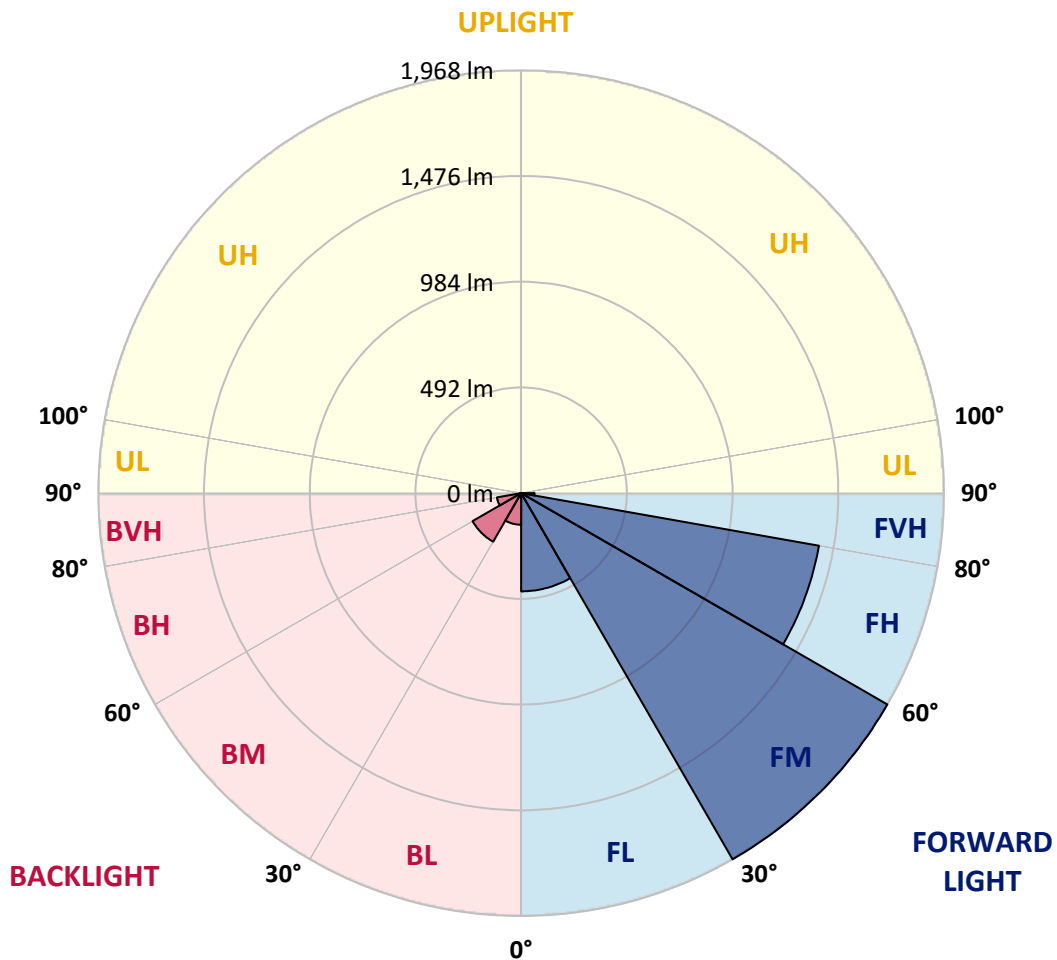


REPORT NUMBER: P868150  
 CATALOG NUMBER: MEM2-HSN-SA-60-740-U-T4W-HSS

**LUMINAIRE CLASSIFICATION SYSTEM LUMEN TABLE AND BUG RATING:**

Zone	Lumens	% Fixture	Zone Rating/Lumen Limit		
			B	U	G
FL (0°-30°)	457.0	10.3			
FM (30°-60°)	1967.9	44.5			
FH (60°-80°)	1407.4	31.8			G1/1800
FVH (80°-90°)	62.6	1.4			G1/100
BL (0°-30°)	147.3	3.3	B1/500		
BM (30°-60°)	261.0	5.9	B1/1000		
BH (60°-80°)	114.7	2.6	B1/500		G1/500
BVH (80°-90°)	6.7	0.2			G0/10
UL (90°-100°)	0.0	0.0		U0/0	
UH (100°-180°)	0.0	0.0		U0/0	

**BUG Rating: B1-U0-G1**  
 Type IV Short





REPORT NUMBER: P868150

CATALOG NUMBER: MEM2-HSN-SA-60-740-U-T4W-HSS

**CANDELA DISTRIBUTION (FULL):**

	0°	5°	15°	25°	35°	40°	45°	55°	65°	75°	85°
0°	703.3	703.3	703.3	703.3	703.3	703.3	703.3	703.3	703.3	703.3	703.3
2.5°	820.6	816.8	809.3	803.1	794.4	786.9	779.4	765.7	748.2	733.3	714.6
5°	901.6	895.4	890.4	882.9	867.9	861.7	856.7	828.0	798.1	766.9	725.8
7.5°	959.0	964.0	954.0	942.8	924.1	916.6	909.1	880.4	843.0	798.1	739.5
10°	1025.1	1026.3	1013.8	1000.1	980.2	965.2	955.2	920.3	879.2	829.3	754.5
12.5°	1088.7	1088.7	1081.2	1061.2	1035.0	1021.3	1003.9	964.0	914.1	855.5	771.9
15°	1139.8	1142.3	1136.1	1121.1	1092.4	1073.7	1056.2	1010.1	946.5	885.4	785.6
17.5°	1185.9	1184.7	1180.9	1167.2	1139.8	1124.8	1107.4	1056.2	983.9	909.1	806.8
20°	1217.1	1217.1	1215.9	1208.4	1188.4	1177.2	1156.0	1102.4	1025.1	944.0	829.3
22.5°	1240.8	1239.6	1239.6	1240.8	1229.6	1218.4	1209.6	1156.0	1067.5	973.9	851.7
25°	1260.8	1259.5	1263.3	1265.7	1260.8	1258.3	1248.3	1207.1	1119.8	1008.9	874.2
27.5°	1286.9	1290.7	1289.4	1289.4	1288.2	1290.7	1289.4	1254.5	1171.0	1046.3	897.9
30°	1328.1	1334.3	1330.6	1325.6	1325.6	1326.8	1333.1	1310.6	1230.8	1092.4	924.1
32.5°	1424.1	1417.9	1391.7	1374.2	1376.7	1378.0	1384.2	1371.7	1290.7	1144.8	951.5
35°	1533.9	1526.4	1497.7	1457.8	1444.1	1439.1	1437.8	1430.4	1355.5	1200.9	983.9
37.5°	1676.0	1678.5	1636.1	1578.8	1537.6	1506.4	1500.2	1484.0	1411.6	1252.0	1017.6
40°	1820.7	1810.7	1774.5	1718.4	1637.4	1580.0	1561.3	1538.8	1475.2	1305.6	1050.0
42.5°	1960.3	1941.6	1894.3	1833.1	1738.4	1676.0	1633.6	1604.9	1533.9	1364.3	1081.2
45°	2142.4	2088.8	2004.0	1949.1	1830.7	1779.5	1740.9	1677.3	1603.7	1422.9	1118.6
47.5°	2285.8	2182.3	2105.0	2081.3	1926.7	1879.3	1844.4	1755.8	1674.8	1489.0	1157.3
50°	2259.6	2196.0	2177.3	2156.1	1999.0	1970.3	1937.9	1845.6	1747.1	1558.8	1194.7
52.5°	2192.3	2199.8	2223.5	2187.3	2062.6	2042.6	2021.4	1941.6	1819.4	1616.2	1228.3
55°	2138.7	2153.6	2217.2	2206.0	2138.7	2116.2	2101.3	2036.4	1889.3	1668.5	1257.0
57.5°	2041.4	2028.9	2108.7	2238.4	2219.7	2202.3	2187.3	2136.2	1960.3	1705.9	1275.7
60°	1888.0	1841.9	1949.1	2198.5	2275.8	2278.3	2269.6	2211.0	2017.7	1705.9	1265.7
62.5°	1672.3	1628.6	1760.8	2065.1	2305.8	2329.5	2324.5	2237.2	2042.6	1668.5	1227.1
65°	1349.3	1359.3	1530.1	1914.2	2340.7	2399.3	2368.1	2194.8	2011.5	1596.2	1139.8
67.5°	1077.4	1107.4	1260.8	1718.4	2324.5	2398.1	2354.4	2075.1	1878.0	1495.2	1006.4
70°	850.5	870.4	997.6	1454.0	2182.3	2259.6	2204.8	1891.8	1652.3	1339.3	836.8
72.5°	664.7	683.4	791.9	1163.5	1935.4	2025.2	1956.6	1644.8	1370.5	1136.1	664.7
75°	505.1	518.8	599.8	896.6	1541.3	1653.6	1603.7	1316.9	1070.0	899.1	508.8
77.5°	325.5	344.2	435.2	628.5	1088.7	1223.3	1229.6	983.9	769.4	649.7	374.1
80°	215.7	223.2	279.3	409.0	669.7	774.4	810.6	664.7	491.3	414.0	269.4
82.5°	89.8	99.8	133.4	205.8	335.5	336.7	385.3	280.6	199.5	175.8	113.5
85°	2.5	5.0	3.7	10.0	8.7	13.7	16.2	22.4	16.2	17.5	17.5
87.5°	0.0	0.0	1.2	1.2	2.5	2.5	2.5	2.5	2.5	3.7	2.5
90°	0.0	0.0	0.0	0.0	0.0	0.0	0.0	0.0	0.0	0.0	0.0



REPORT NUMBER: P868150

CATALOG NUMBER: MEM2-HSN-SA-60-740-U-T4W-HSS

**CANDELA DISTRIBUTION (continued):**

	90°	95°	105°	115°	125°	135°	145°	155°	165°	175°	180°
0°	703.3	703.3	703.3	703.3	703.3	703.3	703.3	703.3	703.3	703.3	703.3
2.5°	705.8	694.6	672.2	654.7	636.0	622.3	609.8	596.1	587.4	588.6	579.9
5°	705.8	684.6	639.7	599.8	563.7	537.5	508.8	486.3	470.1	467.6	475.1
7.5°	709.6	674.6	607.3	547.4	497.6	456.4	426.5	404.0	392.8	385.3	384.1
10°	713.3	667.2	577.4	501.3	439.0	394.1	367.9	342.9	330.5	329.2	325.5
12.5°	715.8	658.4	549.9	455.2	390.3	347.9	321.7	301.8	291.8	291.8	290.6
15°	724.5	655.9	521.3	420.3	352.9	311.8	289.3	273.1	266.9	263.1	261.9
17.5°	732.0	651.0	496.3	385.3	319.2	283.1	261.9	250.7	244.4	241.9	240.7
20°	743.2	648.5	472.6	356.7	294.3	259.4	243.2	233.2	229.5	227.0	227.0
22.5°	754.5	646.0	448.9	331.7	273.1	241.9	227.0	218.2	214.5	213.2	212.0
25°	768.2	644.7	429.0	310.5	254.4	228.2	214.5	207.0	202.0	199.5	199.5
27.5°	781.9	646.0	409.0	289.3	238.2	215.7	202.0	193.3	189.5	184.6	185.8
30°	800.6	647.2	392.8	271.9	224.5	203.3	190.8	179.6	174.6	172.1	172.1
32.5°	819.3	652.2	376.6	255.6	210.7	193.3	178.3	168.4	162.1	160.9	159.6
35°	839.3	655.9	361.6	241.9	199.5	182.1	167.1	157.1	152.1	150.9	150.9
37.5°	861.7	662.2	350.4	229.5	188.3	170.8	157.1	147.2	143.4	142.2	142.2
40°	885.4	672.2	341.7	218.2	179.6	160.9	148.4	139.7	137.2	135.9	135.9
42.5°	909.1	680.9	334.2	209.5	170.8	152.1	142.2	133.4	129.7	129.7	129.7
45°	931.5	687.1	326.7	200.8	162.1	145.9	134.7	127.2	123.5	123.5	123.5
47.5°	951.5	693.4	315.5	192.0	153.4	137.2	128.4	121.0	117.2	117.2	117.2
50°	972.7	697.1	303.0	180.8	144.7	130.9	122.2	113.5	111.0	109.7	109.7
52.5°	990.1	697.1	286.8	169.6	134.7	122.2	114.7	107.2	103.5	101.0	101.0
55°	1002.6	697.1	269.4	155.9	124.7	114.7	107.2	99.8	94.8	91.0	91.0
57.5°	1010.1	693.4	249.4	139.7	114.7	104.8	99.8	91.0	81.1	73.6	71.1
60°	1003.9	682.1	228.2	122.2	103.5	96.0	92.3	81.1	67.3	63.6	63.6
62.5°	977.7	655.9	207.0	107.2	94.8	87.3	83.6	71.1	61.1	57.4	57.4
65°	904.1	592.3	180.8	93.5	84.8	79.8	74.8	63.6	54.9	49.9	49.9
67.5°	796.9	511.3	150.9	82.3	76.1	72.3	68.6	57.4	48.6	43.6	43.6
70°	646.0	412.8	128.4	72.3	67.3	64.8	61.1	52.4	42.4	38.7	38.7
72.5°	507.5	324.2	107.2	64.8	62.4	57.4	54.9	46.1	38.7	34.9	34.9
75°	377.9	241.9	94.8	57.4	57.4	51.1	49.9	41.2	33.7	31.2	31.2
77.5°	278.1	179.6	82.3	49.9	49.9	44.9	42.4	36.2	31.2	28.7	28.7
80°	188.3	122.2	61.1	37.4	37.4	36.2	33.7	31.2	26.2	23.7	22.4
82.5°	79.8	51.1	29.9	18.7	17.5	13.7	11.2	8.7	8.7	7.5	7.5
85°	13.7	6.2	6.2	5.0	3.7	3.7	3.7	2.5	2.5	2.5	2.5
87.5°	2.5	2.5	2.5	2.5	2.5	2.5	1.2	1.2	1.2	1.2	1.2
90°	0.0	0.0	0.0	0.0	0.0	0.0	0.0	0.0	0.0	0.0	0.0



LM-79-2019: Approved Method: Electrical and Photometric Measurements of Solid-State Lighting Products

Report Prepared for

Cooper Lighting Solutions

Streetworks

Report Number: SP1-2407-157-5

Test Date: 08/07/2024

Luminaire Tested: MEM2-HTN-SA-40-740-U-5WQ-2

Data in this report applies to families of products including MEM2-HTN-SA-40-740-U-5WQ-2

**Test Information**

Test Method: LM-79-2019  
 Report Number: SP1-2407-157-5  
 Test Lab: COOPER LIGHTING SOLUTIONS  
 Photometer: SP1 - 76IN SPHERE  
 Measurement Geometry: 4π  
 Issue Date: 08/20/2024  
 Manufacturer: COOPER LIGHTING SOLUTIONS  
 Product Line: Streetworks  
 Catalog Number: **MEM2-HTN-SA-40-740-U-5WQ-2**  
 Description: Epic Modern Light Square 40W 5WQ Optic and Flare Trim

**Spectral Parameters**

CCT (K): 3915  
 CIE u': 0.2262  
 CIE v': 0.5044  
 Duv: 0.0010  
 CIE x: 0.3850  
 CIE y: 0.3816  
 CIE z: 0.2334  
 Peak Wavelength (nm): 449  
 Dominant Wavelength (nm): 578  
 Purity: 30.05482  
 Rf: 73.2  
 Rg: 93.9

CRI (Ra):	71.0		
R1:	67.6	R9:	-38.4
R2:	78.3	R10:	48.9
R3:	87.1	R11:	65.3
R4:	69.7	R12:	40.4
R5:	67.4	R13:	69.3
R6:	69.3	R14:	92.6
R7:	79.7	R15:	59.9
R8:	48.7		



**Test Conditions**

Stabilization Time: 21M  
 Operation Time: 1H 21M  
 Sphere Temperature (°C): 24.2

REPORT NUMBER: SP1-2407-157-5

Measurement and Test Equipment			
Instrument	Identification Number	Calibration Date	Calibration Due Date
Photometer	IN0058	6/18/2024	12/18/2024
Power Meter	INXT2011004	2/8/2024	2/8/2025
AC Power Source	IN0063	10/24/2023	10/24/2024
DC Power Source	IN0208	10/24/2023	10/24/2024
Sphere Thermometer	IN0085	10/24/2023	10/24/2024
Room Thermometer	IN0046	10/24/2023	10/24/2024

REPORT NUMBER: SP1-2407-157-5

CIE 1931 Chromaticity Diagram



CIE 1931 Chromaticity Diagram with 2017 ANSI 7-Step and 4-Step Quadrangles



Point lies inside the ANSI 4000K 4-step quadrangle

REPORT NUMBER: SP1-2407-157-5

**Photopic Flux vs. Wavelength**



**Photopic Lumens: NR**

$\lambda$ (nm)	Power W <sup>^</sup> /nm	Lumens ( $\phi$ /nm)	$\lambda$ (nm)	Power W <sup>^</sup> /nm	Lumens ( $\phi$ /nm)	$\lambda$ (nm)	Power W <sup>^</sup> /nm	Lumens ( $\phi$ /nm)	$\lambda$ (nm)	Power W <sup>^</sup> /nm	Lumens ( $\phi$ /nm)	$\lambda$ (nm)	Power W <sup>^</sup> /nm	Lumens ( $\phi$ /nm)
360	0	NR	490	112	NR	620	618	NR	750	15	NR	880	0	NR
365	0	NR	495	153	NR	625	563	NR	755	13	NR	885	0	NR
370	0	NR	500	216	NR	630	510	NR	760	11	NR	890	0	NR
375	0	NR	505	291	NR	635	456	NR	765	9	NR	895	0	NR
380	0	NR	510	366	NR	640	407	NR	770	8	NR	900	0	NR
385	0	NR	515	436	NR	645	359	NR	775	7	NR	905	0	NR
390	0	NR	520	492	NR	650	316	NR	780	6	NR	910	0	NR
395	2	NR	525	536	NR	655	277	NR	785	5	NR	915	0	NR
400	4	NR	530	567	NR	660	240	NR	790	4	NR	920	0	NR
405	7	NR	535	596	NR	665	208	NR	795	4	NR	925	0	NR
410	12	NR	540	619	NR	670	179	NR	800	3	NR	930	0	NR
415	25	NR	545	644	NR	675	154	NR	805	3	NR	935	0	NR
420	51	NR	550	671	NR	680	133	NR	810	3	NR	940	0	NR
425	100	NR	555	701	NR	685	114	NR	815	2	NR	945	0	NR
430	180	NR	560	735	NR	690	98	NR	820	2	NR	950	0	NR
435	315	NR	565	768	NR	695	83	NR	825	2	NR	955	0	NR
440	514	NR	570	798	NR	700	71	NR	830	1	NR	960	0	NR
445	828	NR	575	825	NR	705	61	NR	835	1	NR	965	0	NR
450	992	NR	580	843	NR	710	52	NR	840	1	NR	970	0	NR
455	652	NR	585	848	NR	715	44	NR	845	1	NR	975	0	NR
460	382	NR	590	844	NR	720	38	NR	850	1	NR	980	0	NR
465	282	NR	595	826	NR	725	32	NR	855	1	NR	985	0	NR
470	180	NR	600	800	NR	730	28	NR	860	1	NR	990	0	NR
475	119	NR	605	762	NR	735	24	NR	865	1	NR	995	0	NR
480	101	NR	610	719	NR	740	20	NR	870	1	NR	1000	0	NR
485	98	NR	615	669	NR	745	17	NR	875	0	NR			

REPORT NUMBER: SP1-2407-157-5

**Scotopic Flux vs. Wavelength**



**Scotopic Lumens: NR**

**S/P: 1.49**

λ (nm)	Power W <sup>^</sup> /nm	Lumens (φ/nm)	λ (nm)	Power W <sup>^</sup> /nm	Lumens (φ/nm)	λ (nm)	Power W <sup>^</sup> /nm	Lumens (φ/nm)	λ (nm)	Power W <sup>^</sup> /nm	Lumens (φ/nm)	λ (nm)	Power W <sup>^</sup> /nm	Lumens (φ/nm)
360	0	NR	490	112	NR	620	618	NR	750	15	NR	880	0	NR
365	0	NR	495	153	NR	625	563	NR	755	13	NR	885	0	NR
370	0	NR	500	216	NR	630	510	NR	760	11	NR	890	0	NR
375	0	NR	505	291	NR	635	456	NR	765	9	NR	895	0	NR
380	0	NR	510	366	NR	640	407	NR	770	8	NR	900	0	NR
385	0	NR	515	436	NR	645	359	NR	775	7	NR	905	0	NR
390	0	NR	520	492	NR	650	316	NR	780	6	NR	910	0	NR
395	2	NR	525	536	NR	655	277	NR	785	5	NR	915	0	NR
400	4	NR	530	567	NR	660	240	NR	790	4	NR	920	0	NR
405	7	NR	535	596	NR	665	208	NR	795	4	NR	925	0	NR
410	12	NR	540	619	NR	670	179	NR	800	3	NR	930	0	NR
415	25	NR	545	644	NR	675	154	NR	805	3	NR	935	0	NR
420	51	NR	550	671	NR	680	133	NR	810	3	NR	940	0	NR
425	100	NR	555	701	NR	685	114	NR	815	2	NR	945	0	NR
430	180	NR	560	735	NR	690	98	NR	820	2	NR	950	0	NR
435	315	NR	565	768	NR	695	83	NR	825	2	NR	955	0	NR
440	514	NR	570	798	NR	700	71	NR	830	1	NR	960	0	NR
445	828	NR	575	825	NR	705	61	NR	835	1	NR	965	0	NR
450	992	NR	580	843	NR	710	52	NR	840	1	NR	970	0	NR
455	652	NR	585	848	NR	715	44	NR	845	1	NR	975	0	NR
460	382	NR	590	844	NR	720	38	NR	850	1	NR	980	0	NR
465	282	NR	595	826	NR	725	32	NR	855	1	NR	985	0	NR
470	180	NR	600	800	NR	730	28	NR	860	1	NR	990	0	NR
475	119	NR	605	762	NR	735	24	NR	865	1	NR	995	0	NR
480	101	NR	610	719	NR	740	20	NR	870	1	NR	1000	0	NR
485	98	NR	615	669	NR	745	17	NR	875	0	NR			

REPORT NUMBER: SP1-2407-157-5

Melanopic Flux vs. Wavelength



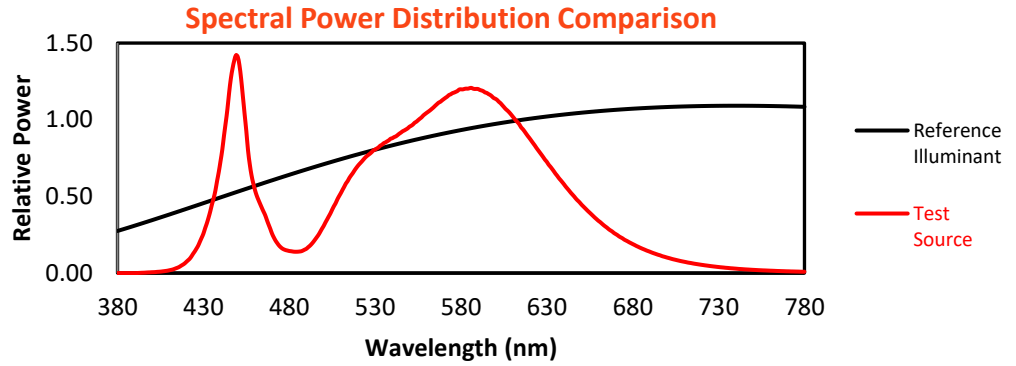
Melanopic Lumens: NR

M/P: 2.88

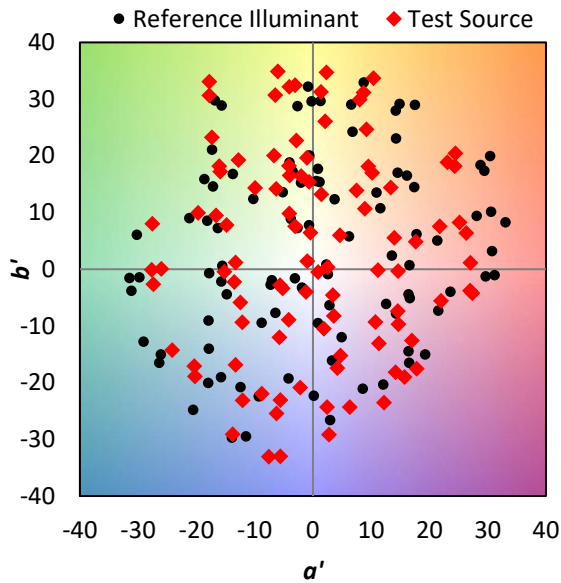
λ (nm)	Power W <sup>^</sup> /nm	Lumens (φ/nm)	λ (nm)	Power W <sup>^</sup> /nm	Lumens (φ/nm)	λ (nm)	Power W <sup>^</sup> /nm	Lumens (φ/nm)	λ (nm)	Power W <sup>^</sup> /nm	Lumens (φ/nm)	λ (nm)	Power W <sup>^</sup> /nm	Lumens (φ/nm)
360	0	NR	490	112	NR	620	618	NR	750	15	NR	880	0	NR
365	0	NR	495	153	NR	625	563	NR	755	13	NR	885	0	NR
370	0	NR	500	216	NR	630	510	NR	760	11	NR	890	0	NR
375	0	NR	505	291	NR	635	456	NR	765	9	NR	895	0	NR
380	0	NR	510	366	NR	640	407	NR	770	8	NR	900	0	NR
385	0	NR	515	436	NR	645	359	NR	775	7	NR	905	0	NR
390	0	NR	520	492	NR	650	316	NR	780	6	NR	910	0	NR
395	2	NR	525	536	NR	655	277	NR	785	5	NR	915	0	NR
400	4	NR	530	567	NR	660	240	NR	790	4	NR	920	0	NR
405	7	NR	535	596	NR	665	208	NR	795	4	NR	925	0	NR
410	12	NR	540	619	NR	670	179	NR	800	3	NR	930	0	NR
415	25	NR	545	644	NR	675	154	NR	805	3	NR	935	0	NR
420	51	NR	550	671	NR	680	133	NR	810	3	NR	940	0	NR
425	100	NR	555	701	NR	685	114	NR	815	2	NR	945	0	NR
430	180	NR	560	735	NR	690	98	NR	820	2	NR	950	0	NR
435	315	NR	565	768	NR	695	83	NR	825	2	NR	955	0	NR
440	514	NR	570	798	NR	700	71	NR	830	1	NR	960	0	NR
445	828	NR	575	825	NR	705	61	NR	835	1	NR	965	0	NR
450	992	NR	580	843	NR	710	52	NR	840	1	NR	970	0	NR
455	652	NR	585	848	NR	715	44	NR	845	1	NR	975	0	NR
460	382	NR	590	844	NR	720	38	NR	850	1	NR	980	0	NR
465	282	NR	595	826	NR	725	32	NR	855	1	NR	985	0	NR
470	180	NR	600	800	NR	730	28	NR	860	1	NR	990	0	NR
475	119	NR	605	762	NR	735	24	NR	865	1	NR	995	0	NR
480	101	NR	610	719	NR	740	20	NR	870	1	NR	1000	0	NR
485	98	NR	615	669	NR	745	17	NR	875	0	NR			

**Summary**

$R_f = 73.2$   
 $R_g = 93.9$   
 $CIE R_a = 71.0$   
 $R_g = -38.4$



**Color Vector Graphics**



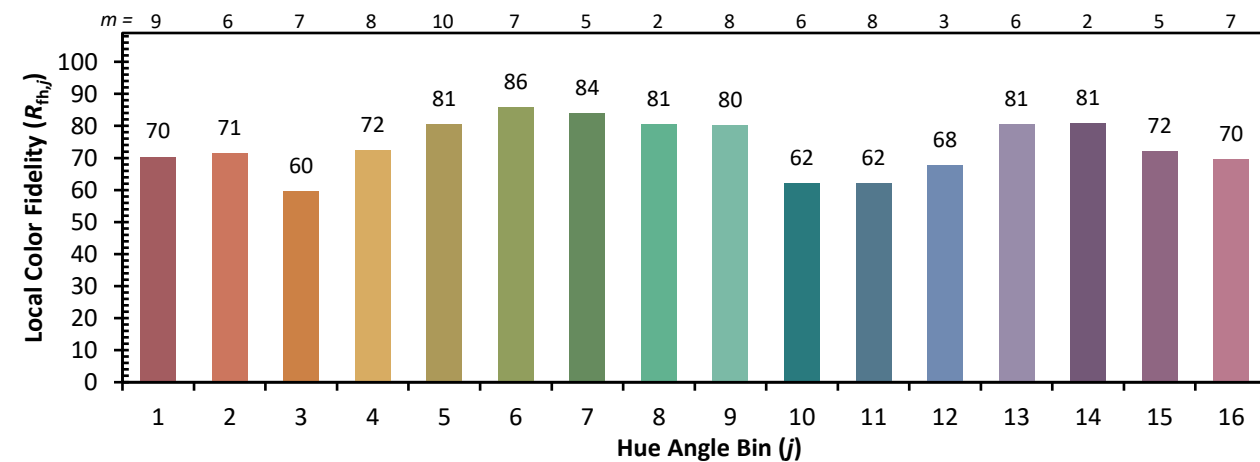


**Individual Sample Fidelity Index ( $R_{f,i}$ )**

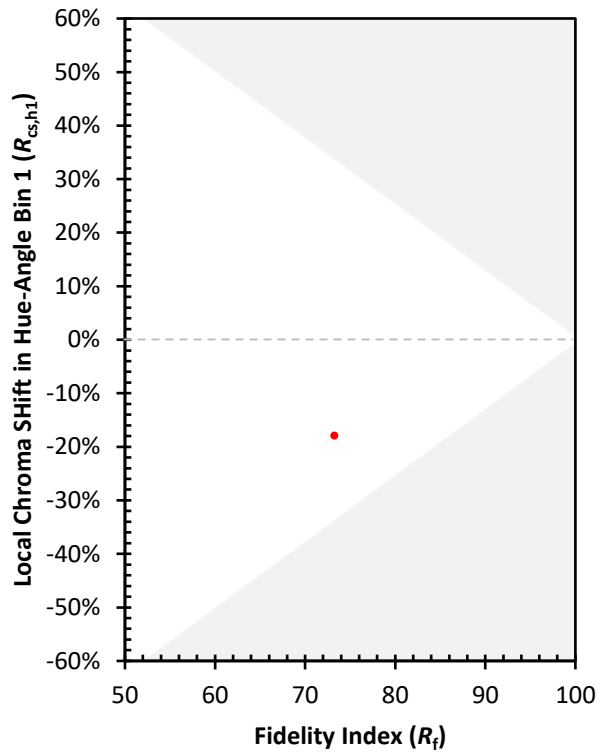
CES01 = 85	CES26 = 61	CES51 = 88	CES76 = 50
CES02 = 61	CES27 = 88	CES52 = 87	CES77 = 69
CES03 = 30	CES28 = 81	CES53 = 77	CES78 = 53
CES04 = 70	CES29 = 65	CES54 = 84	CES79 = 81
CES05 = 47	CES30 = 81	CES55 = 83	CES80 = 78
CES06 = 50	CES31 = 69	CES56 = 73	CES81 = 77
CES07 = 40	CES32 = 60	CES57 = 72	CES82 = 91
CES08 = 39	CES33 = 76	CES58 = 73	CES83 = 89
CES09 = 29	CES34 = 70	CES59 = 85	CES84 = 86
CES10 = 74	CES35 = 83	CES60 = 89	CES85 = 77
CES11 = 57	CES36 = 91	CES61 = 81	CES86 = 71
CES12 = 63	CES37 = 79	CES62 = 85	CES87 = 76
CES13 = 42	CES38 = 92	CES63 = 72	CES88 = 80
CES14 = 74	CES39 = 96	CES64 = 64	CES89 = 70
CES15 = 71	CES40 = 91	CES65 = 61	CES90 = 79
CES16 = 46	CES41 = 93	CES66 = 57	CES91 = 74
CES17 = 49	CES42 = 80	CES67 = 54	CES92 = 57
CES18 = 56	CES43 = 76	CES68 = 63	CES93 = 74
CES19 = 72	CES44 = 99	CES69 = 73	CES94 = 51
CES20 = 65	CES45 = 85	CES70 = 55	CES95 = 65
CES21 = 86	CES46 = 82	CES71 = 48	CES96 = 76
CES22 = 78	CES47 = 86	CES72 = 83	CES97 = 84
CES23 = 92	CES48 = 77	CES73 = 45	CES98 = 75
CES24 = 91	CES49 = 80	CES74 = 93	CES99 = 62
CES25 = 72	CES50 = 88	CES75 = 51	



Color Rendition by Hue-Angle Bin



Measure Comparisons



(END OF REPORT)